

Dimethylglyoxime Method

Method 10220

0.1 to 6.0 mg/L Ni

TNTplus™ 856

Scope and application: For water and wastewater.



Test preparation

Instrument-specific information

Table 1 shows all of the instruments that have the program for this test. The table also shows the adapter and light shield requirements for the applicable instruments that can use TNTplus vials.

To use the table, select an instrument, then read across to find the applicable information for this test.

Table 1 Instrument-specific information for TNTplus vials

Instrument	Adapters	Light shield
DR 6000, DR 5000	—	—
DR 3900	—	LZV849
DR 3800, DR 2800	—	LZV646
DR 1900	9609900 or 9609800 (A)	—

Before starting

DR 3900, DR 3800, DR 2800: Install the light shield in Cell Compartment #2 before this test is started.

Review the safety information and the expiration date on the package.

The recommended sample pH is 3–10.

The recommended temperature for samples and reagents is 15–25 °C (59–77 °F).

The recommended temperature for reagent storage is 15–25 °C (59–77 °F).

If the nickel concentration is too high, a precipitate can form in the vial. If a precipitate forms, dilute a fresh sample. Use the diluted sample in the test procedure. Multiply the test result by the dilution factor.

To make sure that all forms of the metal are measured, digest the sample with heat and acid. Use the Metals Prep Set TNTplus 890 to digest the sample.

DR 1900: Go to All Programs>LCK or TNTplus Methods>Options to select the TNTplus number for the test. Other instruments automatically select the method from the barcode on the vial.

Review the Safety Data Sheets (MSDS/SDS) for the chemicals that are used. Use the recommended personal protective equipment.

Dispose of reacted solutions according to local, state and federal regulations. Refer to the Safety Data Sheets for disposal information for unused reagents. Refer to the environmental, health and safety staff for your facility and/or local regulatory agencies for further disposal information.

Items to collect

Description	Quantity
Nickel TNTplus Reagent Set	1
Pipet, adjustable volume, 1.0–5.0 mL	1

Items to collect (continued)


Description	Quantity
Pipet, adjustable volume, 0.2–1.0 mL	1
Pipet tips	1

Refer to [Consumables and replacement items](#) on page 4 for order information.

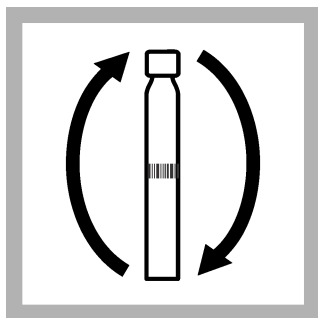
Sample collection and storage

- Collect samples in clean glass or plastic bottles that have been cleaned with 6 N (1:1) hydrochloric acid and rinsed with deionized water.
- To preserve samples for later analysis, adjust the sample pH to less than 2 with concentrated nitric acid (approximately 2 mL per liter). No acid addition is necessary if the sample is tested immediately.
- Keep the preserved samples at room temperature for a maximum of 6 months.
- Before analysis, adjust the pH to 3–10 with 5 N sodium hydroxide solution.
- Correct the test result for the dilution caused by the volume additions.

Test procedure



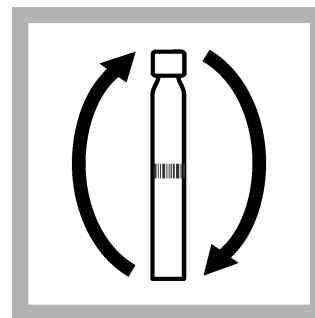
1. Use a pipet to add 2.0 mL of sample to the test vial.



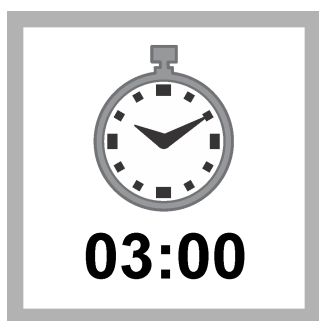
2. Tighten the cap on the vial and invert the vial 2–3 times until the freeze-dried contents are completely dissolved.




3. Use a pipet to add 0.2 mL of Solution A to the test vial.




4. Tighten the cap on the vial and invert the vial 2–3 times.




5. Start the reaction time of 3 minutes.



6. When the timer expires, clean the vial.



7. DR 1900 only: Select program 856. Refer to [Before starting](#) on page 1.



8. Insert the vial into the cell holder. DR 1900 only: Push **READ**. Results show in mg/L Ni.

Reagent blank correction

For the best results, measure the reagent blank value for each new lot of reagent. Replace the sample with deionized water in the test procedure to determine the reagent blank value. Subtract the reagent blank value from the sample results automatically with the reagent blank adjust option. Measure the reagent blank value when a new lot of reagent is used.

1. Use deionized water as the sample in the test procedure to measure the reagent blank value.
2. Set the reagent blank function to on. The measured reagent blank value is shown.
3. Accept the blank value. The reagent blank value is then subtracted from all results until the reagent blank function is set to off or a different method is selected.

Note: As an alternative, record or enter the reagent blank value at a different time. Push the highlighted reagent blank box and use the keypad to enter the value.

Sample blanks for color or turbidity

Color or turbidity in the sample can cause high results. Use a sample blank to correct the test result for color or turbidity interference in the sample. A sample blank is not necessary for samples that do not have color or turbidity.

If samples have turbidity but not color, use a 0.45-micron membrane filter to remove the turbidity, then analyze the filtered sample. Report the test result as soluble nickel.

For samples that have color, measure a sample blank as follows.

1. Use the test procedure to measure the concentration of the sample, but add 0.2 mL of deionized water in step 3. Do not add Solution A to the test vial.
2. Put the red stopper on the vial and continue the test procedure. The result is the sample blank value.
3. Subtract the sample blank value from the result of a separate analysis that includes Solution A. The difference is the corrected test result.

Interferences

Table 2 shows that the ions were individually examined to the given concentrations and do not cause interference. No cumulative effects or influences of other ions were found.

Table 2 Interfering substances

Interfering substance	Interference level
K ⁺ , Na ⁺ , Cl ⁻ , SO ₄ ²⁻	1000 mg/L
NH ₄ ⁺ , NO ₃ ⁻ , Ca ²⁺ , PO ₄ ³⁻ , CO ₃ ²⁻	500 mg/L
Cr ⁶⁺ , Zn ²⁺ , F ⁻ , NO ₂ ⁻	50 mg/L
Al ³⁺ , Cr ³⁺ , Cd ²⁺ , Co ²⁺ , Sn ²⁺ , Pb ²⁺	10 mg/L
Fe ²⁺ , Fe ³⁺ , Mn ²⁺ , Cu ²⁺ , Mg ²⁺ , Hg ²⁺	5 mg/L
Ag ⁺	1 mg/L

Accuracy check

Standard solution method

Use the standard solution method to validate the test procedure, the reagents and the instrument.

Items to collect:

- 1000-mg/L Nickel Standard Solution
- 250-mL volumetric flask, Class A
- 1.0-mL volumetric pipet, Class A and pipet filler safety bulb
- Deionized water

1. Prepare a 4.0-mg/L nickel standard solution as follows:
 - a. Use a pipet to add 1.0 mL of a 1000-mg/L nickel standard solution into the volumetric flask.
 - b. Dilute to the mark with deionized water. Mix well. Prepare this solution daily.
2. Use the test procedure to measure the concentration of the prepared standard solution.
3. Compare the expected result to the actual result.

Note: The factory calibration can be adjusted slightly with the standard adjust option so that the instrument shows the expected value of the standard solution. The adjusted calibration is then used for all test results. This adjustment can increase the test accuracy when there are small variations in the reagents or instruments.

Summary of Method

If there is an oxidizing agent, nickel ions react with dimethylglyoxime in an alkaline solution to form an orange-brown complex. The measurement wavelength is 463 nm.

Consumables and replacement items

Required reagents

Description	Quantity/Test	Unit	Item no.
Nickel TNTplus Reagent Set	1	25/pkg	TNT856

Required apparatus

Description	Quantity/test	Unit	Item no.
Pipet, adjustable volume, 0.2–1.0 mL	1	each	BBP078
Pipet tips, for 0.2–1.0 mL pipet	1	100/pkg	BBP079
Pipet, adjustable volume, 1.0–5.0 mL	1	each	BBP065
Pipet tips, for 1.0–5.0 mL pipet	1	75/pkg	BBP068
Light shield, DR 3800, DR 2800, DR 2700	1	each	LZV646
Light shield, DR 3900	1	each	LZV849

Recommended standards

Description	Unit	Item no.
Nickel Standard Solution, 1000-mg/L Ni (NIST)	100 mL	1417642

Optional reagents and apparatus

Description	Unit	Item no.
Filter membrane, 0.45-micron, 25-mm	100/pkg	2514101
Flask, volumetric, Class A, 250 mL	each	1457446
Metals Prep Set TNTplus	50/pkg	TNT890
Nitric Acid, concentrated	500 mL	15249
Sampling bottle with cap, low density polyethylene, 500-mL	12/pkg	2087079
Sodium Hydroxide Standard Solution, 5.0 N	100 mL MDB	245032
Test tube rack, polyethylene, for 13-mm OD vials, 90 holes	each	2497900
Water, deionized	4 L	27256



FOR TECHNICAL ASSISTANCE, PRICE INFORMATION AND ORDERING:
In the U.S.A. – Call toll-free 800-227-4224
Outside the U.S.A. – Contact the HACH office or distributor serving you.
On the Worldwide Web – www.hach.com; E-mail – techhelp@hach.com

HACH COMPANY
WORLD HEADQUARTERS
Telephone: (970) 669-3050
FAX: (970) 669-2932